

Modular Cooking Range Line thermaline 90 - 40 lt Well Freestanding Gas Pasta Cooker, 1 Side, H=700

ITEM # _____

MODEL # _____

NAME # _____

SIS # _____

AIA # _____


589294 (MCKFEADDPO)

40lt gas Pasta Cooker, one-side operated with backslash

Short Form Specification

Item No. _____

Unit constructed according to DIN 18860_2 with 20 mm drop nose top and 70 mm recessed plinth. Internal frame for heavy duty sturdiness in stainless steel. 2 mm top in 1.4301 (AISI 304). Flat surface construction, easily cleanable. THERMODUL connection system enables seamless worktop when units are connected and avoids soil penetrating. Appliance which can also be used to cook noodles of every kind, rice, dumplings and vegetables. Water basin in 1.4435 (AISI 316L) stainless steel, with automatic constant water level re-fill and water temperature regulation via sensors. Integrated drip tray to drain baskets. Compatible with automatic basket lifting system to facilitate lifting operations. Safety systems and automatic low-water level shut-off protect against overheating. All-round basin raised edges to protect against soil infiltration. Standby function saves energy and quickly recovers maximum power. Metal knobs with embedded hygienic silicon "soft" grip enable easier handling and cleaning. IPX5 water resistant certification.

Configuration: Freestanding, One-side operated.

Main Features

- All major components may be easily accessed from the front.
- THERMODUL connection system creates a seamless work top when units are connected to each other thus avoiding soil penetrating vital components and facilitating the removal of units in case of replacement or service.
- Metal knobs with embedded hygienic "soft-touch" grip for easier handling and cleaning. The special design of the controls prevents infiltration of liquids or soil into vital components.
- Provided with integrated drip zone on which baskets can be placed for draining purposes.
- In addition to cooking pasta, the appliance can be used for noodles of every kind, rice, dumplings and vegetables.
- Easy to clean basin with rounded corners.
- Raised edge all around the well to protect from infiltration of dirt from worktop.
- Safety systems protect against overtemperature and can be manually reset.
- Safety thermostat and thermostatic control.
- Electrical ignition powered by battery with thermocouple for added safety.

Construction

- 2 mm top in 1.4301 (AISI 304).
- Unit constructed according to DIN 18860_2 with 20 mm drop nose top and 70 mm recessed plinth.
- Flat surface construction with minimal hidden areas to easily clean all surfaces
- Water basin in 1.4435 (AISI 316L) stainless steel is seamlessly welded into the top of the appliance.
- High efficiency burners in AISI 430 stainless steel with flame failure device.
- IPx4 water protection.
- Internal frame for heavy duty sturdiness in stainless steel.

Sustainability

- EnergyControl: unique feature for fine power adjustment to control boiling level and optimize energy consumption.

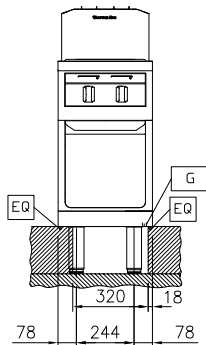
Optional Accessories

- | | |
|---|-------------------------------------|
| • Connecting rail kit, 900mm | PNC 912502 <input type="checkbox"/> |
| • Stainless steel side panel, 900x700mm, freestanding | PNC 912512 <input type="checkbox"/> |
| • Portioning shelf, 400mm width | PNC 912522 <input type="checkbox"/> |
| • Portioning shelf, 400mm width | PNC 912552 <input type="checkbox"/> |
| • Folding shelf, 300x900mm | PNC 912581 <input type="checkbox"/> |
| • Folding shelf, 400x900mm | PNC 912582 <input type="checkbox"/> |
| • Fixed side shelf, 200x900mm | PNC 912589 <input type="checkbox"/> |
| • Fixed side shelf, 300x900mm | PNC 912590 <input type="checkbox"/> |
| • Fixed side shelf, 400x900mm | PNC 912591 <input type="checkbox"/> |
| • Stainless steel front kicking strip, 400mm width | PNC 912630 <input type="checkbox"/> |

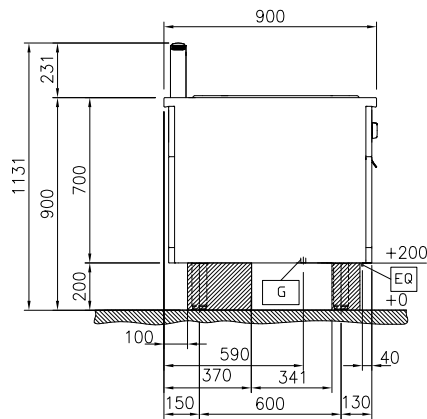
APPROVAL: _____

- Stainless steel side kicking strip left and right, freestanding, 900mm width PNC 912657 ☐
- Stainless steel side kicking strip left and right, back-to-back, 1810mm width PNC 912663 ☐
- Stainless steel plinth, freestanding, 400mm width PNC 912954 ☐
- Connecting rail kit: modular 90 (on the left) to ProThermetic tilting (on the right), ProThermetic stationary (on the left) to ProThermetic tilting (on the right) PNC 912975 ☐
- Connecting rail kit: modular 80 (on the right) to ProThermetic tilting (on the left), ProThermetic stationary (on the right) to ProThermetic tilting (on the left) PNC 912976 ☐
- Endrail kit, flush-fitting, left PNC 913111 ☐
- Endrail kit, flush-fitting, right PNC 913112 ☐
- 3 ergonomic baskets for 40lt pasta cooker PNC 913124 ☐
- 1 square basket for 40lt pasta cooker PNC 913125 ☐
- 1 ergonomic basket for 40lt pasta cooker PNC 913126 ☐
- False bottom for 40lt pasta cooker basket PNC 913127 ☐
- 3 baskets 1/3 GN for 40lt pasta cooker PNC 913128 ☐
- 2 baskets 1/2 GN for 40lt pasta cooker PNC 913129 ☐
- 3 round baskets for 40lt pasta cooker PNC 913130 ☐
- 6 round baskets for 40lt pasta cooker PNC 913131 ☐
- Grid support for round baskets PNC 913132 ☐
- Support frame for 6 round baskets PNC 913133 ☐
- 1 basket 1/1 GN for 40lt pasta cooker, ProThermetic braising and pressure braising pans, GN compatible (to be combined with suspension frame) PNC 913134 ☐
- Lid for 40lt pasta cooker PNC 913149 ☐
- Endrail kit (12.5mm) for thermaline 90 units, left PNC 913202 ☐
- Endrail kit (12.5mm) for thermaline 90 units, right PNC 913203 ☐
- Stainless steel side panel, left, H=700 PNC 913222 ☐
- Stainless steel side panel, right, H=700 PNC 913223 ☐
- Endrail kit, (12.5mm), for back-to-back installation, left PNC 913251 ☐
- Endrail kit, (12.5mm), for back-to-back installation, right PNC 913252 ☐
- Endrail kit, flush-fitting, for back-to-back installation, left PNC 913255 ☐
- Endrail kit, flush-fitting, for back-to-back installation, right PNC 913256 ☐
- Side reinforced panel only in combination with side shelf, for freestanding units PNC 913260 ☐
- Side reinforced panel only in combination with side shelf, for back-to-back installations, left PNC 913275 ☐
- Side reinforced panel only in combination with side shelf, for back-to-back installation, right PNC 913276 ☐

Front

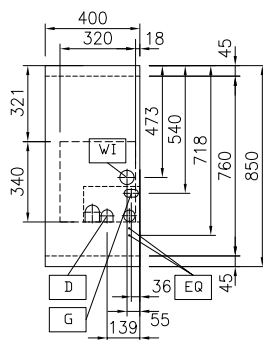


Side



D = Drain
 EQ = Equipotential screw
 G = Gas connection
 WI = Water inlet

Top



Gas

Gas Power: 16.5 kW
 Gas Inlet: 3/4"

Key Information:

Number of wells: 1
 Usable well dimensions (width): 300 mm
 Usable well dimensions (height): 260 mm
 Usable well dimensions (depth): 520 mm
 Well capacity: 32 lt MIN; 40 lt MAX
 Well Capacity (MAX): 40 lt MAX
 External dimensions, Width: 400 mm
 External dimensions, Depth: 900 mm
 External dimensions, Height: 700 mm
 Net weight: 73 kg
 Configuration: On Base; One-Side Operated